

2023 CARTER COUNTY ASSESSOR'S OFFICE REPORT TO THE EXCISE BOARD

07/27/2023

City/Village								
DISTRICT	DESCRIPTION	PERSONAL PROPERTY	REAL PROPERTY	PUBLIC SERVICE	TOTAL VALUATION	HOMESTEAD EXEMPTIONS	OTHER EXEMPTIONS	NET VALUATION
T001	ARDMORE CITY	58,230,715	228,383,050	12,700,691	299,314,456	4,076,977	2,262,063	292,975,416
T002	SPRINGER CITY	9,597,505	5,576,177	2,218,323	17,392,005	127,462	36,349	17,228,194
T003	LONE GROVE CITY	2,556,999	32,934,379	4,062,193	39,553,571	980,000	611,677	37,961,894
T004	WILSON CITY	414,751	4,409,895	485,470	5,310,116	289,172	149,573	4,871,371
T005	HEALDTON CITY	1,528,947	8,646,934	1,498,202	11,674,083	517,073	158,361	10,998,649
T006	RATLIFF CITY	793,506	871,848	298,404	1,963,758	18,000	0	1,945,758
T007	PLAINVIEW CITY	0	0	0	0	0	0	0
T008	GENE AUTRY CITY	1,389,915	57,947	129,817	1,577,679	6,000	0	1,571,679
T009	DICKSON CITY	6,611,374	8,716,506	801,355	16,129,235	295,720	157,006	15,676,509
CITY/VILLAGE TOTAL VALUATION		81,123,712	289,596,736	22,194,455	392,914,903	6,310,404	3,375,029	383,229,470

County								
DISTRICT	DESCRIPTION	PERSONAL PROPERTY	REAL PROPERTY	PUBLIC SERVICE	TOTAL VALUATION	HOMESTEAD EXEMPTIONS	OTHER EXEMPTIONS	NET VALUATION
C001	CARTER COUNTY	204,656,303	393,488,457	88,949,717	687,094,477	9,297,183	5,534,171	672,263,123
COUNTY TOTAL VALUATION		204,656,303	393,488,457	88,949,717	687,094,477	9,297,183	5,534,171	672,263,123

Fire-District								
DISTRICT	DESCRIPTION	PERSONAL PROPERTY	REAL PROPERTY	PUBLIC SERVICE	TOTAL VALUATION	HOMESTEAD EXEMPTIONS	OTHER EXEMPTIONS	NET VALUATION
EMS1	EMS #1	37,740,131	39,826,390	42,876,109	120,442,630	1,827,405	744,363	117,870,862
EMS2	EMS #2	0	0	16,275	16,275	0	0	16,275
FIRE-DISTRICT TOTAL VALUATION		37,740,131	39,826,390	42,892,384	120,458,905	1,827,405	744,363	117,887,137

School								
DISTRICT	DESCRIPTION	PERSONAL PROPERTY	REAL PROPERTY	PUBLIC SERVICE	TOTAL VALUATION	HOMESTEAD EXEMPTIONS	OTHER EXEMPTIONS	NET VALUATION
I019	ARDMORE SCHOOL I-19	102,560,587	142,617,508	10,159,562	255,337,657	3,051,491	1,493,723	250,792,443
I021	SPRINGER SCHOOL I-21	15,266,466	17,512,005	11,947,045	44,725,516	288,289	121,889	44,315,338
I027	PLAINVIEW SCHOOL I-27	22,933,098	107,337,527	6,231,241	136,501,866	1,369,840	1,016,234	134,115,792
I032	LONE GROVE SCHOOL I-32	7,236,751	45,971,687	8,479,467	61,687,905	1,423,952	1,050,150	59,213,803
I043	WILSON SCHOOL I-43	7,269,396	11,933,032	10,956,920	30,159,348	583,892	290,098	29,285,358

2023 CARTER COUNTY ASSESSOR'S OFFICE REPORT TO THE EXCISE BOARD

07/27/2023

I055	HEALDTON SCHOOL I-55	7,784,614	12,389,987	7,747,029	27,921,630	697,664	189,446	27,034,520
I072	ZANEIS SCHOOL I-72	1,159,778	5,133,414	4,967,545	11,260,737	168,716	96,456	10,995,565
I074	FOX SCHOOL I-74	21,526,343	10,369,957	19,220,890	51,117,190	377,133	168,363	50,571,694
I077	DICKSON SCHOOL I-77	16,854,399	39,349,388	7,679,607	63,883,394	1,312,206	1,088,676	61,482,512
JT07	MANNVILLE SCHOOL J-7	1,046,926	78,191	100	1,125,217	1,000	0	1,124,217
JT10	DAVIS SCHOOL J-10	560,131	481,965	1,356,312	2,398,408	11,000	19,136	2,368,272
JT15	VELMA-ALMA SCHOOL J-15	457,814	313,796	203,999	975,609	12,000	0	963,609
SCHOOL TOTAL VALUATION		204,656,303	393,488,457	88,949,717	687,094,477	9,297,183	5,534,171	672,263,123

TIF-District								
DISTRICT	DESCRIPTION	PERSONAL PROPERTY	REAL PROPERTY	PUBLIC SERVICE	TOTAL VALUATION	HOMESTEAD EXEMPTIONS	OTHER EXEMPTIONS	NET VALUATION
TIF1	ARDMORE AIRPARK TIF	16,422,812	2,458,341	0	18,881,153	0	0	18,881,153
TIF2	ARDMORE AIRPARK TIFAMEND	47,806	207,419	0	255,225	0	0	255,225
TIF-DISTRICT TOTAL VALUATION		16,470,618	2,665,760	0	19,136,378	0	0	19,136,378

Vo-Tech								
DISTRICT	DESCRIPTION	PERSONAL PROPERTY	REAL PROPERTY	PUBLIC SERVICE	TOTAL VALUATION	HOMESTEAD EXEMPTIONS	OTHER EXEMPTIONS	NET VALUATION
VT19	RED RIVER TECHNOLOGY #19	457,814	313,796	203,999	975,609	12,000	0	963,609
VT20	SOUTHERN TECH #20	204,198,489	393,174,661	88,745,718	686,118,868	9,285,183	5,534,171	671,299,514
VO-TECH TOTAL VALUATION		204,656,303	393,488,457	88,949,717	687,094,477	9,297,183	5,534,171	672,263,123

2023 CARTER COUNTY ASSESSOR'S OFFICE REPORT TO THE EXCISE BOARD

07/27/2023


I, Kerry Ross, Assessor of Carter County Oklahoma, do hereby certify that the foregoing is a true and correct statement of valuations for Real Estate, Personal Property, Public Service and Homestead Exemptions as certified by the State Board of Equalization and shown by the records in the County Assessor's office. Subscribed by my name and affixed the seal of the County Assessor's office on this day of 07/27/2023.

State of Oklahoma)
Carter County) SS

Kerry Ross

7/27/23
Date

Kerry Ross
County Assessor
Carter County



I, , County Clerk of Carter County Oklahoma, do hereby certify that the above is a true, correct and complete list of the valuations of Carter County Oklahoma as certified by the Carter County Assessor's office.

Kayelyn Jackson

County Clerk
Carter County



Excise Board:

Doug Lively Jay Sina Alexandre Steve Martin

7/28/23
Date

CERTIFICATE OF TRUE COPY

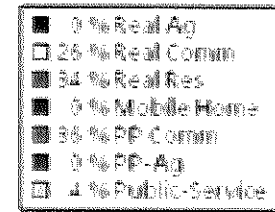
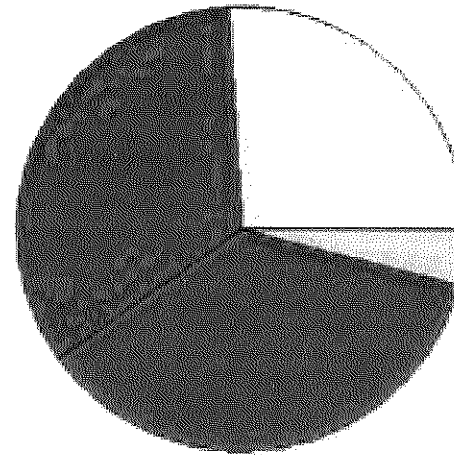
STATE OF OKLAHOMA
COUNTY OF CARTER

I Kayelyn Jackson, County Clerk in and for the County and State aforesaid, do hereby certify the above and foregoing to be a full and correct copy of the 23-24 valuations as the same appears of file and of record in my office.

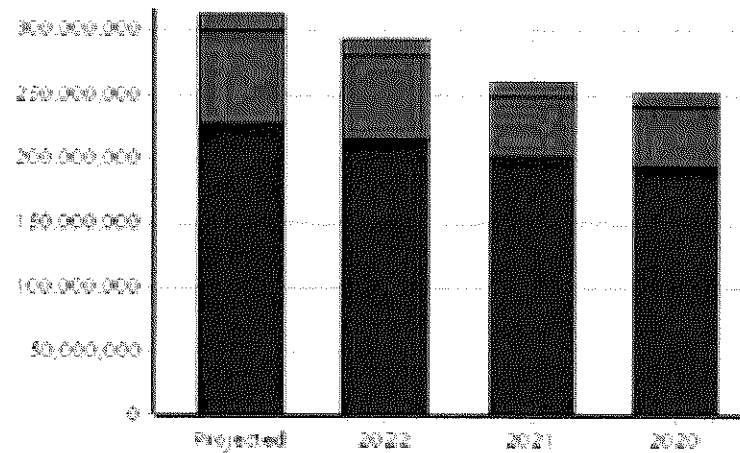
WITNESS my hand and seal this 28 day of July 2023

KAYELYN JACKSON, County Clerk
By Kayelyn Jackson Deputy

Real	Count	Value
Agricultural	226	2,216,483
Commercial	1,613	98,311,986
Residential	10,968	130,480,240
Total Real Value	12,807	231,048,810
Homestead	3,815	4,076,977
Veteran	131	2,255,923
Other	8	6,140
Total Exempt	4,228	6,339,040
TIF Increment Value		2,665,760
Net Assessed		222,044,010
Net Assessed Under Protest		
Senior Freeze	657	5,062,254
Capped Parcels	10,226	134,157,384



Personal	Count	Value
Agricultural	134	1,705,308
Commercial	1,378	133,080,700
Mobile Home	259	561,275
Total Personal	1,771	135,347,283
Total Exempt	26	60,645,950
TIF Increment Value		16,470,618
Net Assessed		58,230,715
Net Assessed Under Protest		



Public Service	Count	Value
Total PS Value	57	12,700,691
TIF Increment Value		0
Net Assessed		12,700,691

District Totals	
Total Gross Value	379,056,683
Homestead Loss	4,076,977
Other Exemption Loss	62,908,013
TIF Increment Value	19,136,378
Retained TIF Value	
Net Assessed Value	292,975,416
Net Assessed Under Protest	

TIF Project Summary						
Code	Description	Expires	Base Value	Increment Value	Retained Inc	Total Value
3	21-AT	2030	6,329,521	18,881,153		25,210,674
6	21-ATA	2030	190,190	255,225		445,415
Total TIF Valuation :			6,519,711	19,136,378	0	25,656,089

* Public Service Protests Values are not included on this report.

Real	Count	Value
Agricultural	81	846,964
Commercial	33	1,522,744
Residential	374	3,206,469
Total Real Value	488	5,576,177

Homestead	119	127,462
Veteran	3	35,182
Other	1	1,167
Total Exempt	132	163,811

TIF Increment Value

Net Assessed 5,412,366

Net Assessed Under Protest

Senior Freeze	16	107,631
Capped Parcels	384	2,995,053

Personal	Count	Value
Agricultural	21	16,211
Commercial	60	9,484,995
Mobile Home	28	106,363
Total Personal	109	9,607,569

Total Exempt 1 10,064

TIF Increment Value

Net Assessed 9,597,505

Net Assessed Under Protest

Public Service	Count	Value
Total PS Value	10	2,218,323

TIF Increment Value

Net Assessed 2,218,323

District Totals

Total Gross Value	17,402,069
Homestead Loss	127,462
Other Exemption Loss	46,413

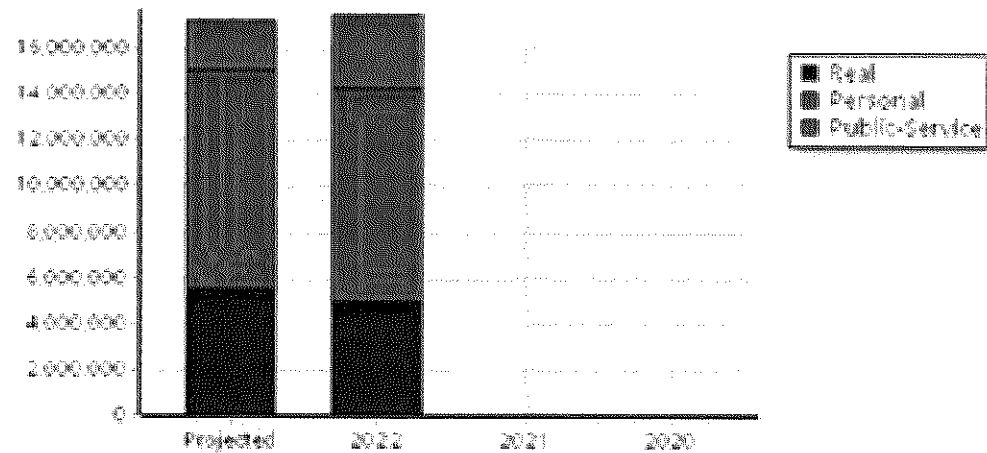
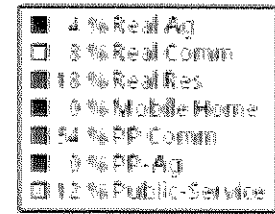

TIF Increment Value

Retained TIF Value


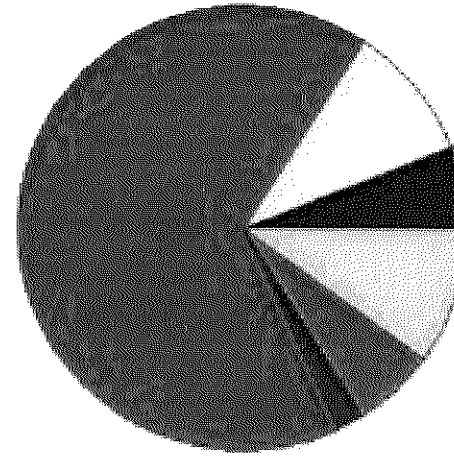
Net Assessed Value 17,228,194

Net Assessed Under Protest

* Public Service Protests Values are not included on this report.



Real	Count	Value
Agricultural	240	2,764,722
Commercial	222	4,017,253
Residential	1,936	26,152,404
Total Real Value	2,398	32,934,379
Homestead	949	980,000
Veteran	35	611,197
Other	1	480
Total Exempt	1,016	1,591,677



TIF Increment Value

Net Assessed 31,342,702

Net Assessed Under Protest

Senior Freeze	131	890,556
Capped Parcels	1,474	9,545,035

Personal	Count	Value
Agricultural	81	128,716
Commercial	183	2,045,723
Mobile Home	156	432,406
Total Personal	420	2,606,845
Total Exempt	8	49,846

TIF Increment Value

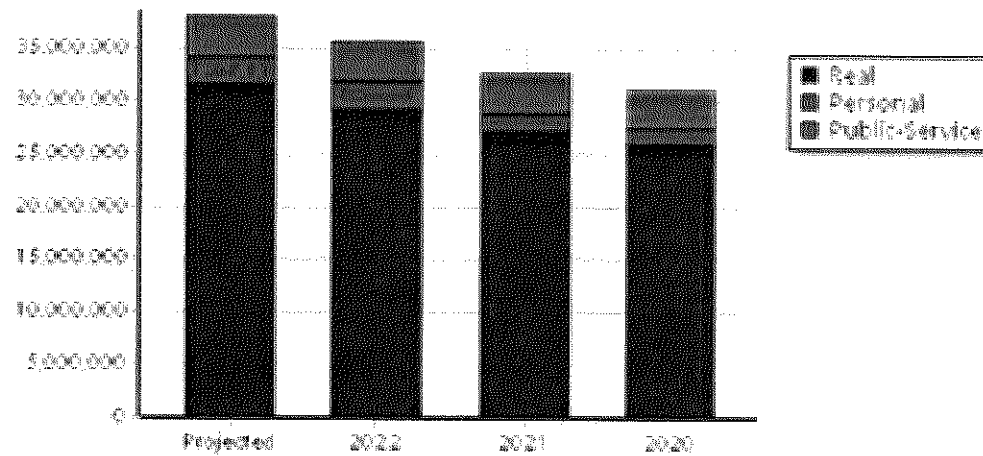
Net Assessed 2,556,999

Net Assessed Under Protest

Public Service	Count	Value
Total PS Value	17	4,062,193

TIF Increment Value

Net Assessed 4,062,193



District Totals

Total Gross Value	39,603,417
Homestead Loss	980,000
Other Exemption Loss	661,523

TIF Increment Value

Retained TIF Value

Net Assessed Value 37,961,894

Net Assessed Under Protest

* Public Service Protests Values are not included on this report.

Real	Count	Value
Agricultural	36	174,413
Commercial	90	676,598
Residential	916	3,546,296
Total Real Value	1,042	4,409,895

Homestead	264	289,172
Veteran	13	149,573
Other	0	0
Total Exempt	307	438,745

TIF Increment Value

Net Assessed 3,971,150

Net Assessed Under Protest

Senior Freeze	52	83,358
Capped Parcels	382	1,408,612

Personal	Count	Value
Agricultural	13	22,019
Commercial	68	345,966
Mobile Home	29	48,766
Total Personal	110	416,751

Total Exempt 1 2,000

TIF Increment Value

Net Assessed 414,751

Net Assessed Under Protest

Public Service	Count	Value
Total PS Value	10	485,470

TIF Increment Value

Net Assessed 485,470

District Totals

Total Gross Value	5,299,528
Homestead Loss	289,172
Other Exemption Loss	151,573

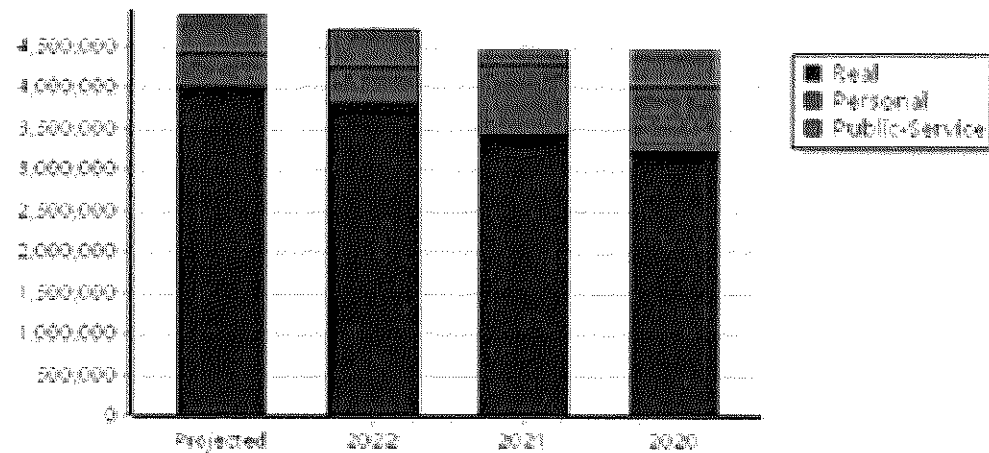
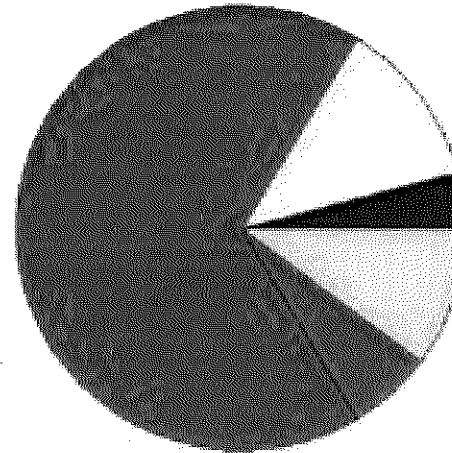
TIF Increment Value

Retained TIF Value

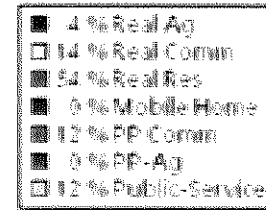
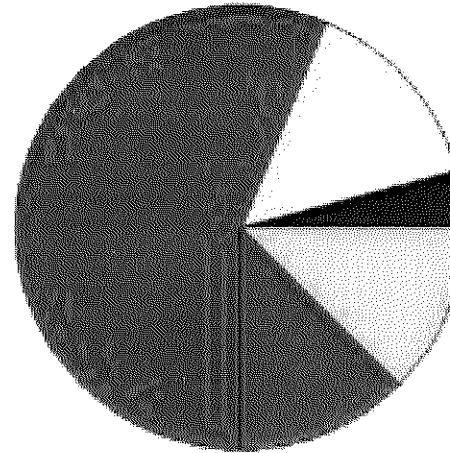
Net Assessed Value 4,871,371

Net Assessed Under Protest

* Public Service Protests Values are not included on this report.



Real	Count	Value
Agricultural	130	545,579
Commercial	242	1,682,955
Residential	1,462	6,418,400
Total Real Value	1,834	8,646,934
Homestead	483	517,073
Veteran	19	158,361
Other	0	0
Total Exempt	539	675,434



TIF Increment Value

Net Assessed 7,971,500

Net Assessed Under Protest

Senior Freeze	77	118,905
Capped Parcels	742	2,329,067

Personal	Count	Value
Agricultural	27	44,013
Commercial	107	1,388,029
Mobile Home	49	98,905
Total Personal	183	1,530,947
Total Exempt	1	2,000

TIF Increment Value

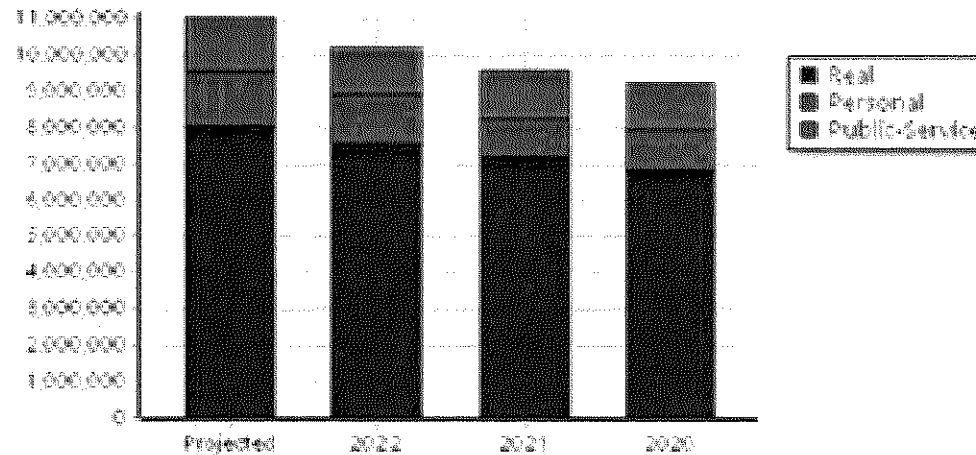
Net Assessed 1,528,947

Net Assessed Under Protest

Public Service	Count	Value
Total PS Value	13	1,498,202

TIF Increment Value

Net Assessed 1,498,202



District Totals	
Total Gross Value	11,676,083
Homestead Loss	517,073
Other Exemption Loss	160,361
TIF Increment Value	
Retained TIF Value	
Net Assessed Value	10,998,649
Net Assessed Under Protest	

* Public Service Protests Values are not included on this report.

Real	Count	Value
Agricultural	0	0
Commercial	35	599,525
Residential	58	272,323
Total Real Value	93	871,848
Homestead	18	18,000
Veteran	0	0
Other	0	0
Total Exempt	18	18,000

TIF Increment Value

Net Assessed 853,848

Net Assessed Under Protest

Senior Freeze	3	38,192
Capped Parcels	77	523,119

Personal	Count	Value
Agricultural	3	17,376
Commercial	68	769,008
Mobile Home	1	7,122
Total Personal	72	793,506
Total Exempt	0	0

TIF Increment Value

Net Assessed 793,506

Net Assessed Under Protest

Public Service	Count	Value
Total PS Value	10	298,404

TIF Increment Value

Net Assessed 298,404

District Totals

Total Gross Value	1,963,758
Homestead Loss	18,000
Other Exemption Loss	0

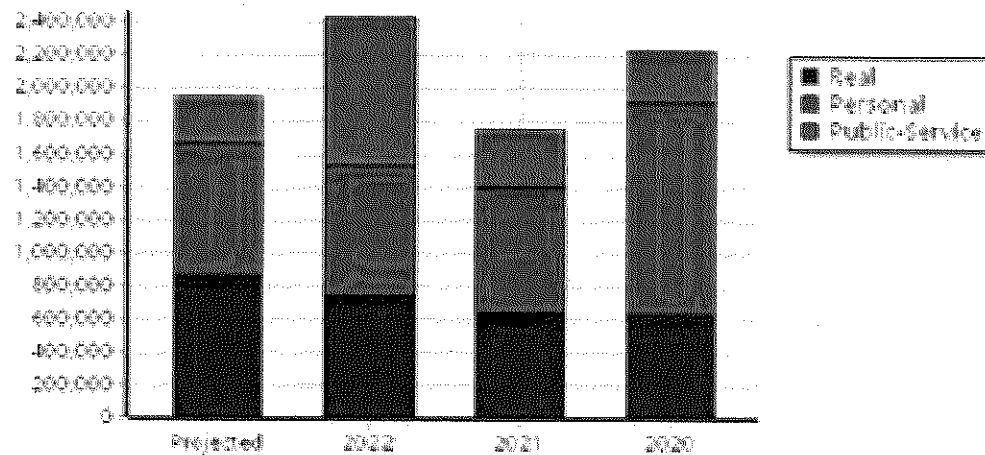
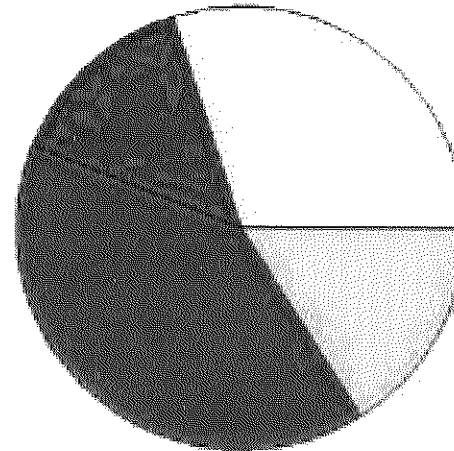
TIF Increment Value

Retained TIF Value

Net Assessed Value 1,945,758

Net Assessed Under Protest

* Public Service Protests Values are not included on this report.



Real	Count	Value
Agricultural	0	0
Commercial	0	0
Residential	0	0
Total Real Value	0	0

Homestead	0	0
Veteran	0	0
Other	0	0
Total Exempt	0	0

TIF Increment Value

Net Assessed 0

Net Assessed Under Protest

Senior Freeze	0	0
Capped Parcels	0	0

Personal	Count	Value
Agricultural	0	0
Commercial	0	0
Mobile Home	0	0
Total Personal	0	0

Total Exempt 0

TIF Increment Value

Net Assessed 0

Net Assessed Under Protest

Public Service	Count	Value
Total PS Value	0	0

TIF Increment Value

Net Assessed 0

District Totals

Total Gross Value 0

Homestead Loss 0

Other Exemption Loss 0


TIF Increment Value

Retained TIF Value

Net Assessed Value 0

Net Assessed Under Protest

* Public Service Protests Values are not included on this report.



Real	Count	Value
Agricultural	0	0
Commercial	2	484
Residential	55	57,463
Total Real Value	57	57,947

Homestead	6	6,000
Veteran	0	0
Other	0	0
Total Exempt	6	6,000

TIF Increment Value

Net Assessed 51,947

Net Assessed Under Protest

Senior Freeze	2	3,586
Capped Parcels	16	24,619

Personal	Count	Value
Agricultural	0	0
Commercial	3	1,385,525
Mobile Home	2	4,390
Total Personal	5	1,389,915

Total Exempt 0

TIF Increment Value

Net Assessed 1,389,915

Net Assessed Under Protest

Public Service	Count	Value
Total PS Value	2	129,817

TIF Increment Value

Net Assessed 129,817

District Totals

Total Gross Value 1,577,679

Homestead Loss 6,000

Other Exemption Loss 0

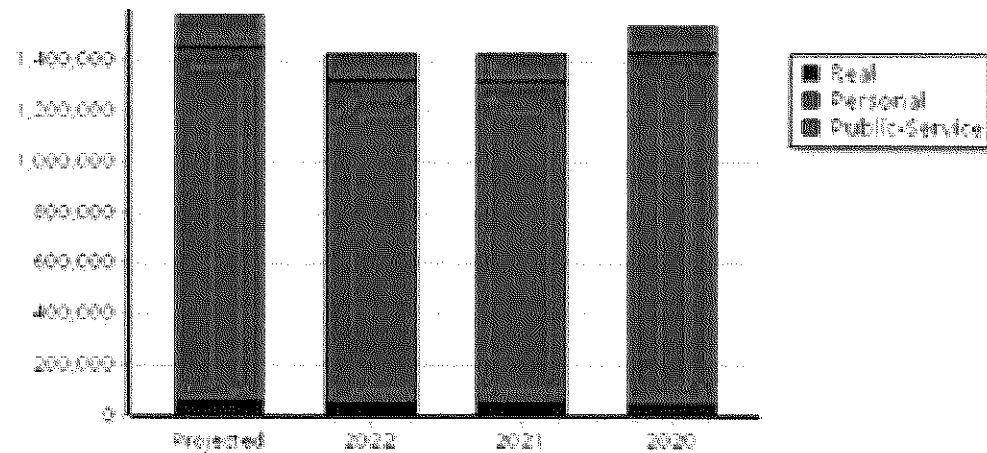

TIF Increment Value

Retained TIF Value

Net Assessed Value 1,571,679

Net Assessed Under Protest

* Public Service Protests Values are not included on this report.



Real	Count	Value
Agricultural	164	1,752,357
Commercial	19	465,224
Residential	605	6,498,925
Total Real Value	788	8,716,506
Homestead	286	295,720
Veteran	12	157,006
Other	0	0
Total Exempt	308	452,726

TIF Increment Value

Net Assessed 8,263,780

Net Assessed Under Protest

Senior Freeze	35	271,915
Capped Parcels	611	3,628,031

Personal	Count	Value
Agricultural	36	49,396
Commercial	43	6,413,689
Mobile Home	32	148,289
Total Personal	111	6,611,374
Total Exempt	0	0

TIF Increment Value

Net Assessed 6,611,374

Net Assessed Under Protest

Public Service	Count	Value
Total PS Value	6	801,355

TIF Increment Value

Net Assessed 801,355

District Totals

Total Gross Value	16,129,235
Homestead Loss	295,720
Other Exemption Loss	157,006

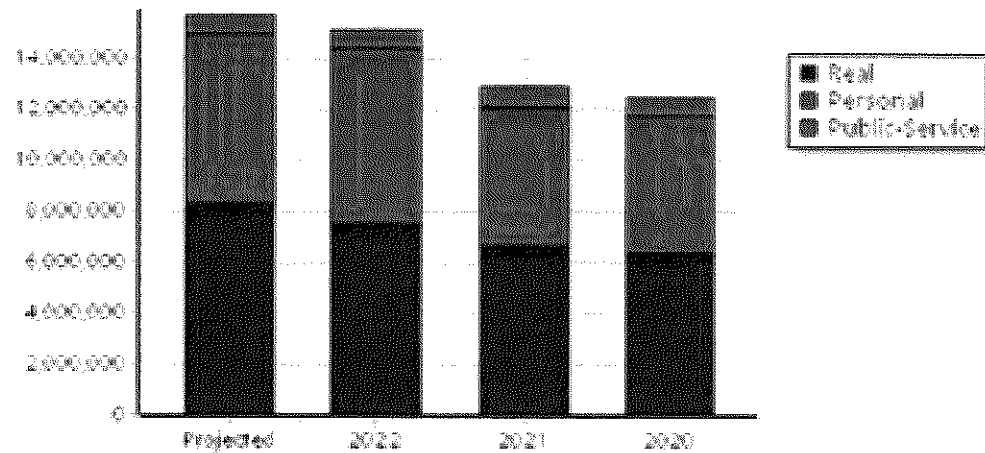

TIF Increment Value

Retained TIF Value


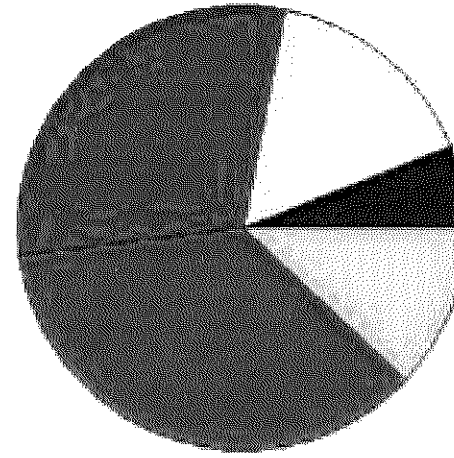
Net Assessed Value 15,676,509

Net Assessed Under Protest

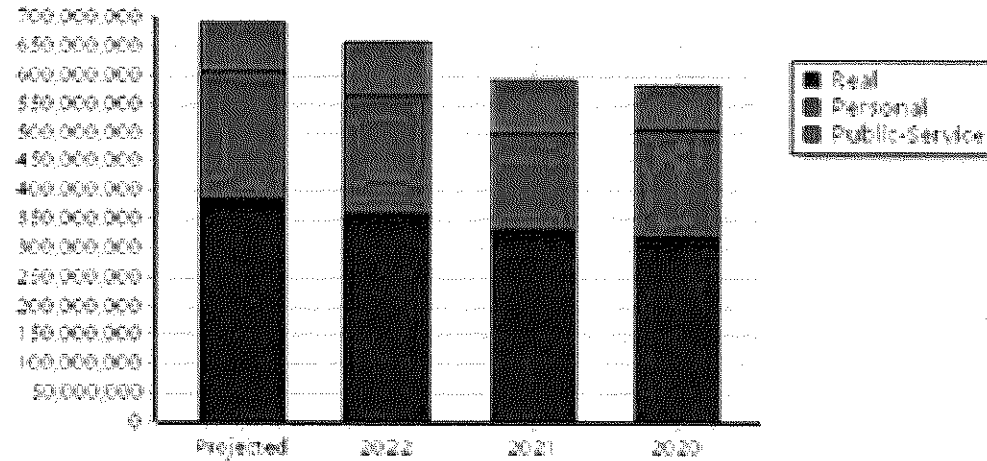
* Public Service Protests Values are not included on this report.



Real	Count	Value
Agricultural	6,736	43,290,833
Commercial	2,806	115,399,697
Residential	22,813	237,299,284
Total Real Value	32,355	396,154,217
Homestead	8,803	9,297,183
Veteran	323	5,521,734
Other	17	12,437
Total Exempt	9,668	14,831,354
TIF Increment Value		2,665,760
Net Assessed		378,657,103
Net Assessed Under Protest		
Senior Freeze	1,358	9,752,409
Capped Parcels	22,108	195,475,385



Personal	Count	Value
Agricultural	1,104	3,567,672
Commercial	2,403	274,728,326
Mobile Home	1,173	3,567,998
Total Personal	4,680	281,863,996
Total Exempt	51	60,737,075
TIF Increment Value		16,470,618
Net Assessed		204,656,303
Net Assessed Under Protest		



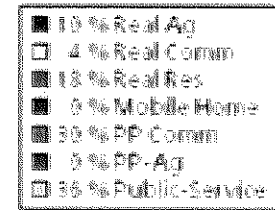

Public Service	Count	Value
Total PS Value	332	88,949,717
TIF Increment Value		0
Net Assessed		88,949,717

District Totals	
Total Gross Value	766,803,527
Homestead Loss	9,297,183
Other Exemption Loss	66,271,246
TIF Increment Value	19,136,378
Retained TIF Value	
Net Assessed Value	672,263,123
Net Assessed Under Protest	

TIF Project Summary						
Code	Description	Expires	Base Value	Increment Value	Retained Inc	Total Value
3	21-AT	2030	6,329,521	18,881,153		25,210,674
6	21-ATA	2030	190,190	255,225		445,415
Total TIF Valuation :			6,519,711	19,136,378	0	25,656,089

* Public Service Protests Values are not included on this report.

Real	Count	Value
Agricultural	3,463	12,660,892
Commercial	756	5,962,523
Residential	4,999	21,094,980
Total Real Value	9,218	39,826,390
Homestead	1,713	1,827,405
Veteran	64	743,363
Other	1	1,000
Total Exempt	1,907	2,571,768



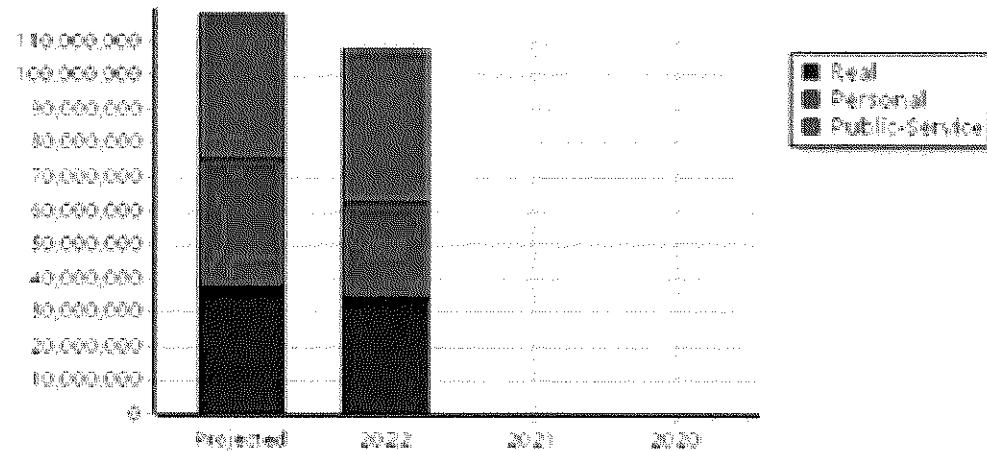
TIF Increment Value

Net Assessed 37,254,622

Net Assessed Under Protest

Senior Freeze	290	1,411,007
Capped Parcels	4,980	15,936,576

Personal	Count	Value
Agricultural	362	721,790
Commercial	462	36,027,747
Mobile Home	319	1,005,809
Total Personal	1,143	37,755,346
Total Exempt	8	15,215



TIF Increment Value

Net Assessed 37,740,131

Net Assessed Under Protest

Public Service	Count	Value
Total PS Value	123	42,876,109

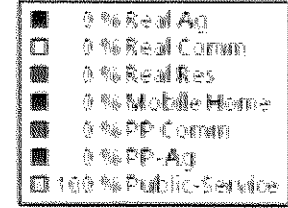

TIF Increment Value

Net Assessed 42,876,109

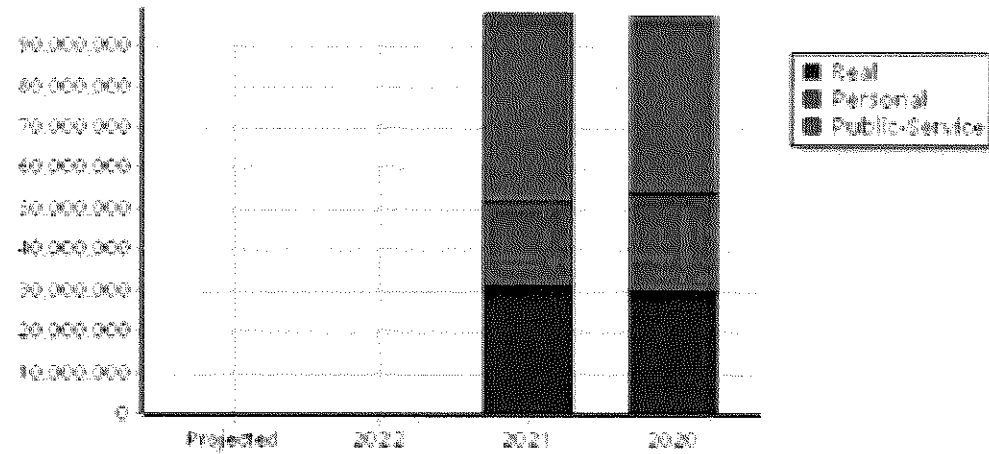
District Totals	
Total Gross Value	120,349,850
Homestead Loss	1,827,405
Other Exemption Loss	759,578
TIF Increment Value	
Retained TIF Value	
Net Assessed Value	117,870,862
Net Assessed Under Protest	

* Public Service Protests Values are not included on this report.

Real	Count	Value
Agricultural	0	0
Commercial	0	0
Residential	0	0
Total Real Value	0	0
Homestead	0	0
Veteran	0	0
Other	0	0
Total Exempt	0	0
TIF Increment Value		
Net Assessed		0
Net Assessed Under Protest		
Senior Freeze	0	0
Capped Parcels	2	7,200



Personal	Count	Value
Agricultural	0	0
Commercial	0	0
Mobile Home	0	0
Total Personal	0	0
Total Exempt	0	0
TIF Increment Value		
Net Assessed		0
Net Assessed Under Protest		





Public Service	Count	Value
Total PS Value	2	16,275
TIF Increment Value		
Net Assessed		16,275

District Totals	
Total Gross Value	16,275
Homestead Loss	0
Other Exemption Loss	0
TIF Increment Value	
Retained TIF Value	
Net Assessed Value	16,275
Net Assessed Under Protest	

* Public Service Protests Values are not included on this report.

Real	Count	Value
Agricultural	124	1,207,556
Commercial	1,237	56,569,584
Residential	8,779	84,840,368
Total Real Value	10,140	142,617,508
Homestead	2,813	3,051,491
Veteran	93	1,491,483
Other	3	2,240
Total Exempt	3,159	4,545,214



TIF Increment Value

Net Assessed 138,072,294

Net Assessed Under Protest

Senior Freeze	535	3,795,744
Capped Parcels	8,214	104,641,200

Personal	Count	Value
Agricultural	45	132,856
Commercial	1,001	138,343,002
Mobile Home	37	117,553
Total Personal	1,083	138,593,411
Total Exempt	7	36,032,824

TIF Increment Value

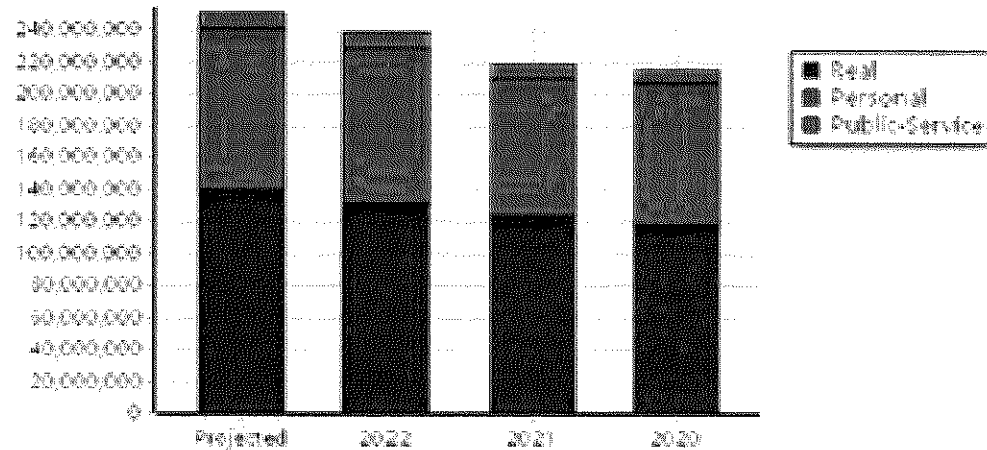
Net Assessed 102,560,587

Net Assessed Under Protest

Public Service	Count	Value
Total PS Value	50	10,159,562

TIF Increment Value


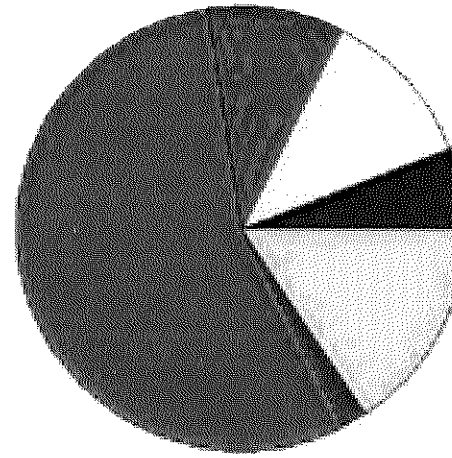
Net Assessed 10,159,562



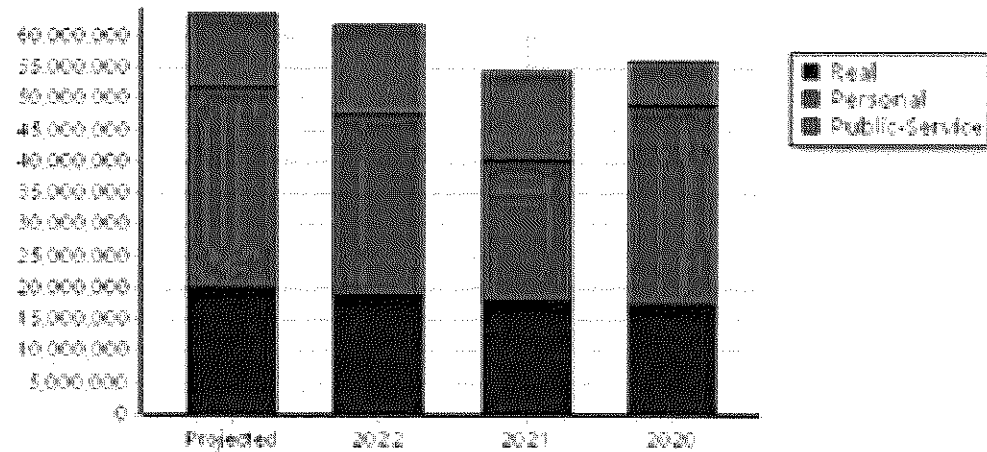
District Totals	
Total Gross Value	291,370,481
Homestead Loss	3,051,491
Other Exemption Loss	37,526,547
TIF Increment Value	
Retained TIF Value	
Net Assessed Value	250,792,443
Net Assessed Under Protest	

* Public Service Protests Values are not included on this report.

Real	Count	Value
Agricultural	470	4,155,601
Commercial	68	8,643,185
Residential	835	7,378,979
Total Real Value	1,373	20,177,765
Homestead	275	288,289
Veteran	8	120,722
Other	1	1,167
Total Exempt	298	410,178
TIF Increment Value		2,665,760
Net Assessed		17,101,827
Net Assessed Under Protest		
Senior Freeze	29	192,633
Capped Parcels	1,006	8,786,349



Personal	Count	Value
Agricultural	92	1,372,157
Commercial	136	42,805,943
Mobile Home	62	220,412
Total Personal	290	44,398,512
Total Exempt	4	12,661,428
TIF Increment Value		16,470,618
Net Assessed		15,266,466
Net Assessed Under Protest		
Public Service	Count	Value
Total PS Value	34	11,947,045
TIF Increment Value		0
Net Assessed		11,947,045

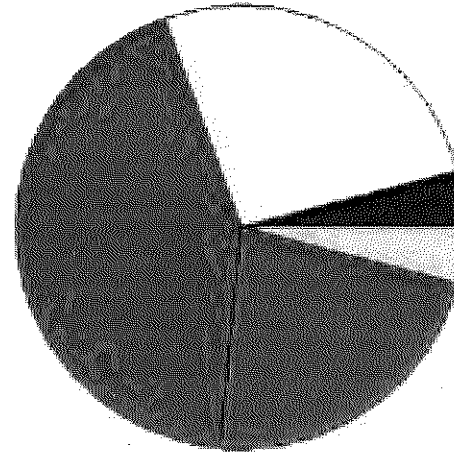


District Totals	
Total Gross Value	76,523,322
Homestead Loss	288,289
Other Exemption Loss	12,783,317
TIF Increment Value	19,136,378
Retained TIF Value	
Net Assessed Value	44,315,338
Net Assessed Under Protest	

TIF Project Summary						
Code	Description	Expires	Base Value	Increment Value	Retained Inc	Total Value
3	21-AT	2030	6,329,521	18,881,153		25,210,674
6	21-ATA	2030	190,190	255,225		445,415
Total TIF Valuation :			6,519,711	19,136,378	0	25,656,089

* Public Service Protests Values are not included on this report.

Real	Count	Value
Agricultural	510	7,091,119
Commercial	394	37,668,868
Residential	2,846	62,540,541
Total Real Value	3,750	107,337,527
Homestead	1,345	1,369,840
Veteran	42	1,009,324
Other	10	6,910
Total Exempt	1,423	2,386,074



TIF Increment Value

Net Assessed 104,951,453

Net Assessed Under Protest

Senior Freeze	140	1,564,191
Capped Parcels	2,898	33,545,777

Personal	Count	Value
Agricultural	142	455,209
Commercial	393	33,735,320
Mobile Home	289	713,024
Total Personal	824	34,903,553
Total Exempt	20	11,970,455

TIF Increment Value

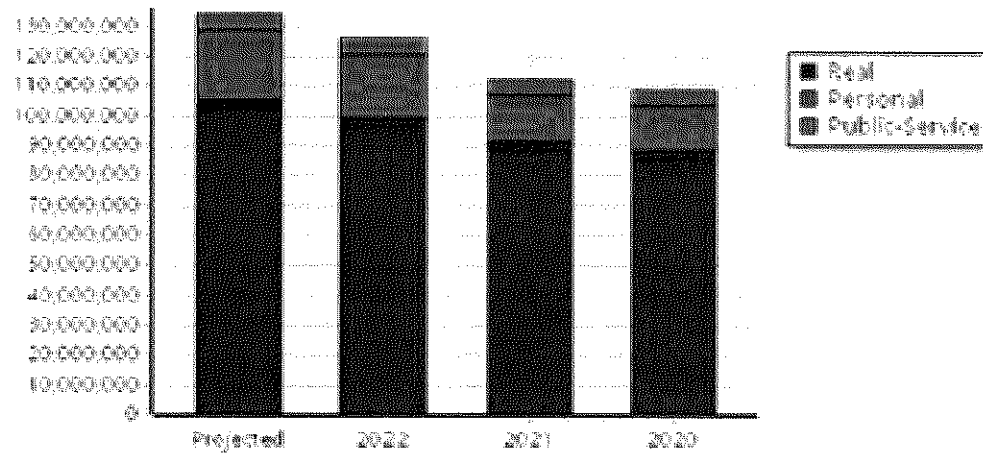
Net Assessed 22,933,098

Net Assessed Under Protest

Public Service	Count	Value
Total PS Value	39	6,231,241

TIF Increment Value

Net Assessed 6,231,241



District Totals	
Total Gross Value	148,435,322
Homestead Loss	1,369,840
Other Exemption Loss	12,986,689
TIF Increment Value	
Retained TIF Value	
Net Assessed Value	134,115,792

Net Assessed Under Protest

* Public Service Protests Values are not included on this report.

Real	Count	Value
Agricultural	1,126	8,782,089
Commercial	238	4,073,324
Residential	2,741	33,115,752
Total Real Value	4,105	45,971,687
Homestead	1,367	1,423,952
Veteran	52	1,049,670
Other	1	480
Total Exempt	1,479	2,474,102

TIF Increment Value

Net Assessed 43,497,585

Net Assessed Under Protest

Senior Freeze	189	1,067,789
Capped Parcels	2,175	11,514,427

Personal	Count	Value
Agricultural	211	309,551
Commercial	218	6,186,503
Mobile Home	254	792,543
Total Personal	683	7,288,597
Total Exempt	9	51,846

TIF Increment Value

Net Assessed 7,236,751

Net Assessed Under Protest

Public Service	Count	Value
Total PS Value	32	8,479,467

TIF Increment Value

Net Assessed 8,479,467

District Totals

Total Gross Value	61,739,229
Homestead Loss	1,423,952
Other Exemption Loss	1,101,996

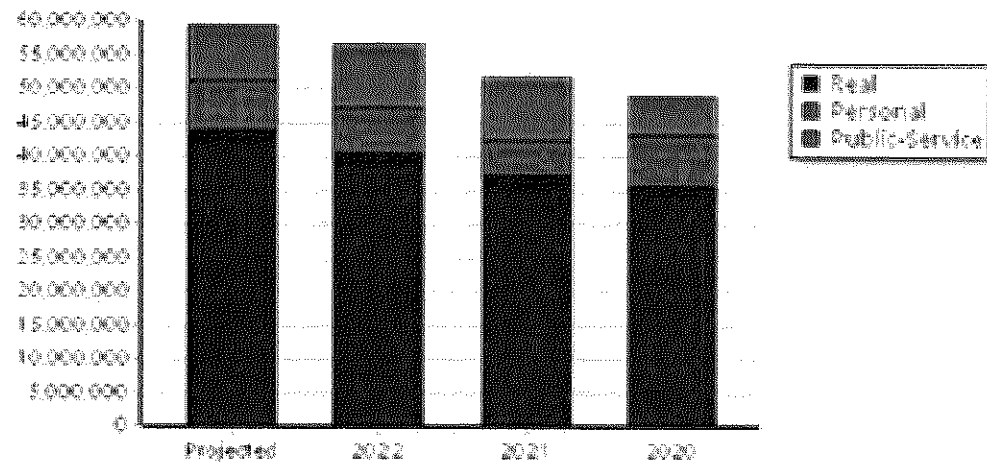

TIF Increment Value

Retained TIF Value

Net Assessed Value 59,213,803

Net Assessed Under Protest

* Public Service Protests Values are not included on this report.



Real	Count	Value
Agricultural	811	4,016,147
Commercial	143	1,286,595
Residential	1,456	6,607,705
Total Real Value	2,410	11,933,032

Homestead	549	583,892
Veteran	23	290,098
Other	0	0
Total Exempt	613	873,990

TIF Increment Value

Net Assessed 11,059,042

Net Assessed Under Protest

Senior Freeze	83	190,982
Capped Parcels	935	2,809,316

Personal	Count	Value
Agricultural	101	137,725
Commercial	118	6,852,737
Mobile Home	105	286,149
Total Personal	324	7,276,611

Total Exempt 4 7,215

TIF Increment Value

Net Assessed 7,269,396

Net Assessed Under Protest

Public Service	Count	Value
Total PS Value	31	10,956,920

TIF Increment Value

Net Assessed 10,956,920

District Totals

Total Gross Value	30,143,978
Homestead Loss	583,892
Other Exemption Loss	297,313

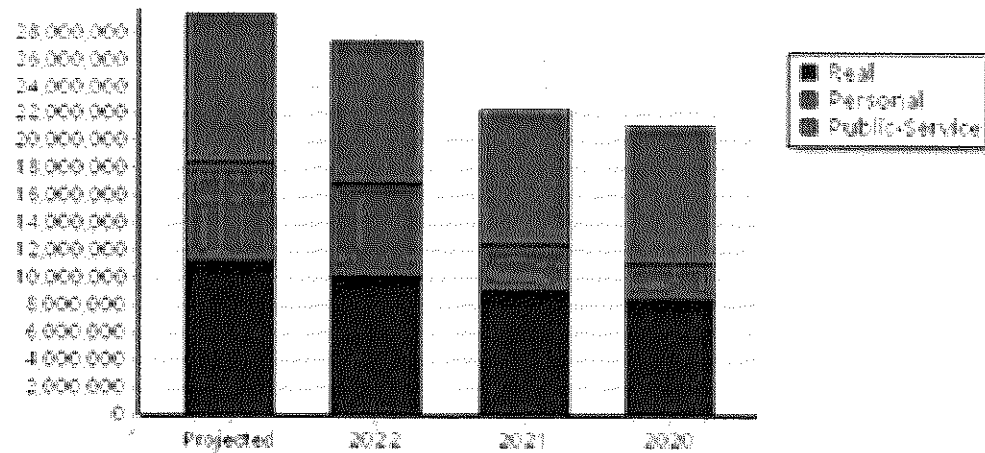
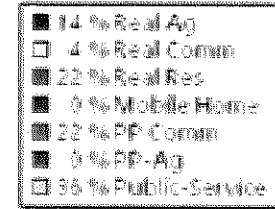

TIF Increment Value

Retained TIF Value

Net Assessed Value 29,285,358

Net Assessed Under Protest

* Public Service Protests Values are not included on this report.



Real	Count	Value
Agricultural	868	2,454,630
Commercial	272	2,010,074
Residential	1,878	7,911,727
Total Real Value	3,018	12,389,987
Homestead	653	697,664
Veteran	22	188,446
Other	1	1,000
Total Exempt	727	887,110

TIF Increment Value

Net Assessed 11,502,877

Net Assessed Under Protest

Senior Freeze	113	441,963
Capped Parcels	1,513	4,903,203

Personal	Count	Value
Agricultural	95	180,867
Commercial	142	7,326,458
Mobile Home	101	285,289
Total Personal	338	7,792,614
Total Exempt	4	8,000

TIF Increment Value

Net Assessed 7,784,614

Net Assessed Under Protest

Public Service	Count	Value
Total PS Value	37	7,747,029

TIF Increment Value

Net Assessed 7,747,029

District Totals

Total Gross Value	27,916,074
Homestead Loss	697,664
Other Exemption Loss	197,446

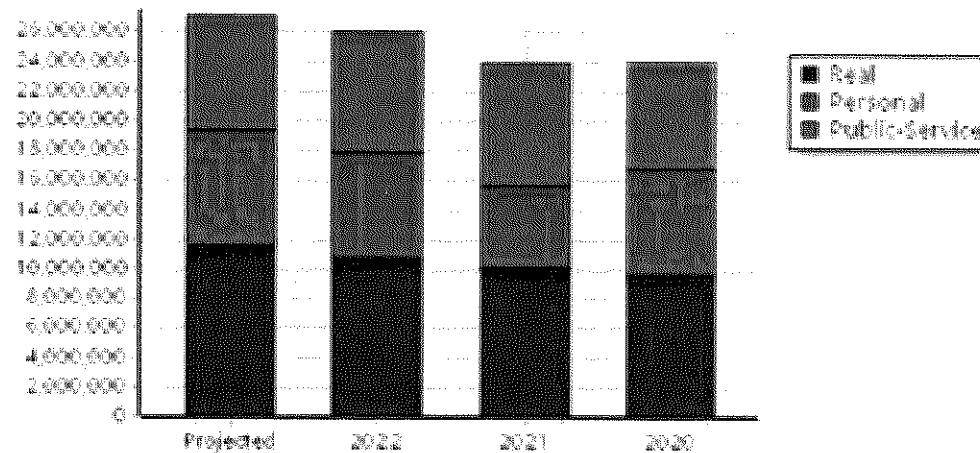
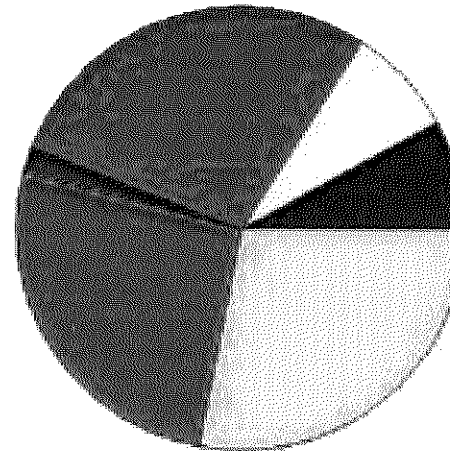
TIF Increment Value

Retained TIF Value

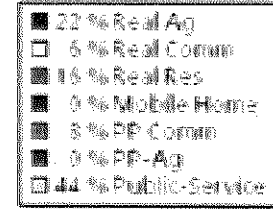
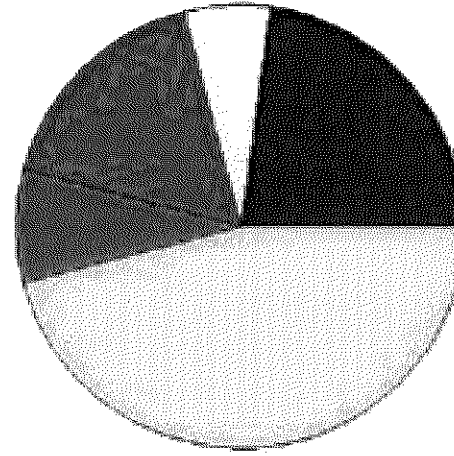
Net Assessed Value 27,034,520

Net Assessed Under Protest

* Public Service Protests Values are not included on this report.



Real	Count	Value
Agricultural	365	2,546,073
Commercial	52	673,486
Residential	242	1,913,855
Total Real Value	659	5,133,414
Homestead	156	168,716
Veteran	6	96,456
Other	0	0
Total Exempt	175	265,172



TIF Increment Value

Net Assessed 4,868,242

Net Assessed Under Protest

Senior Freeze	26	81,260
Capped Parcels	245	787,198

Personal	Count	Value
Agricultural	51	74,866
Commercial	49	998,298
Mobile Home	30	86,614
Total Personal	130	1,159,778
Total Exempt	0	0

TIF Increment Value

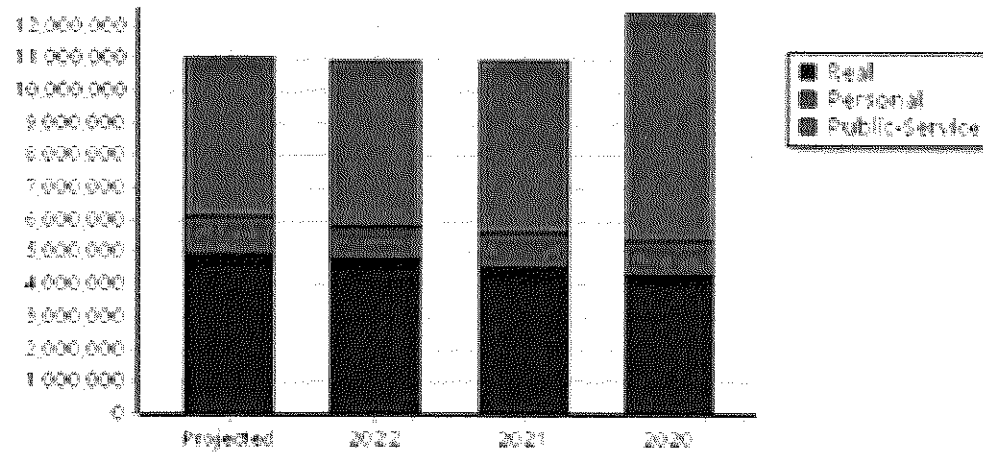
Net Assessed 1,159,778

Net Assessed Under Protest

Public Service	Count	Value
Total PS Value	18	4,967,545

TIF Increment Value

Net Assessed 4,967,545



District Totals

Total Gross Value	11,260,737
Homestead Loss	168,716
Other Exemption Loss	96,456

TIF Increment Value

Retained TIF Value

Net Assessed Value 10,995,565

Net Assessed Under Protest

* Public Service Protests Values are not included on this report.

Real	Count	Value
Agricultural	1,419	3,644,042
Commercial	289	1,992,368
Residential	1,423	4,661,693
Total Real Value	3,131	10,369,957

Homestead	355	377,133
Veteran	13	168,363
Other	0	0
Total Exempt	392	545,496

TIF Increment Value

Net Assessed 9,824,461

Net Assessed Under Protest

Senior Freeze	68	696,802
Capped Parcels	2,289	7,444,059

Personal	Count	Value
Agricultural	115	328,332
Commercial	153	20,850,254
Mobile Home	83	347,757
Total Personal	351	21,526,343

Total Exempt 0 0

TIF Increment Value

Net Assessed 21,526,343

Net Assessed Under Protest

Public Service	Count	Value
Total PS Value	39	19,220,890

TIF Increment Value

Net Assessed 19,220,890

District Totals

Total Gross Value	51,045,336
Homestead Loss	377,133
Other Exemption Loss	168,363

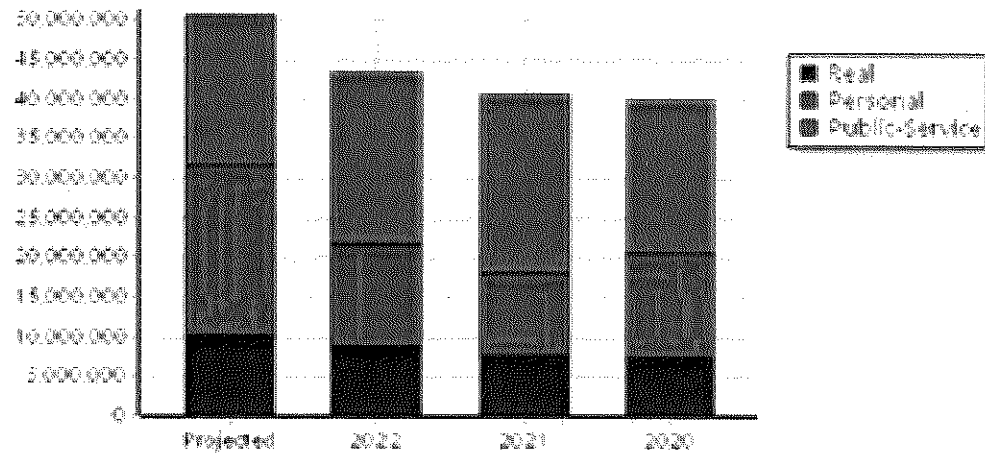
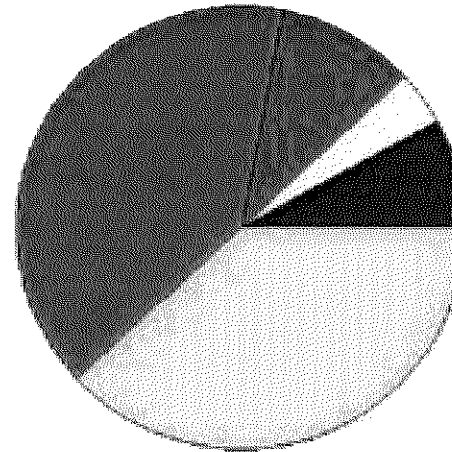
TIF Increment Value

Retained TIF Value



Net Assessed Value 50,571,694

Net Assessed Under Protest

* Public Service Protests Values are not included on this report.



Real	Count	Value
Agricultural	972	8,944,879
Commercial	99	2,343,517
Residential	2,511	28,042,105
Total Real Value	3,582	39,349,388
Homestead	1,267	1,312,206
Veteran	62	1,088,036
Other	1	640
Total Exempt	1,376	2,400,882



TIF Increment Value

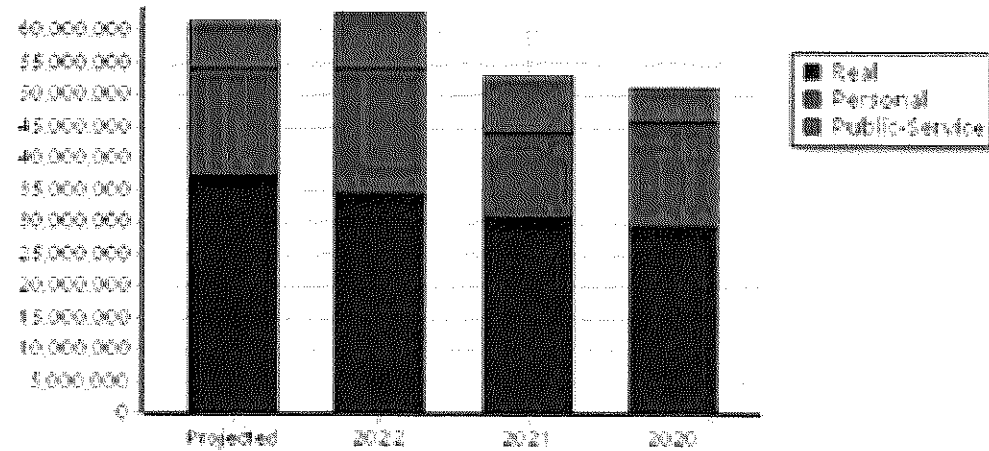
Net Assessed		36,948,506
Net Assessed Under Protest		
Senior Freeze	174	1,715,072
Capped Parcels	2,683	20,169,626

Personal	Count	Value
Agricultural	243	486,559
Commercial	172	15,680,078
Mobile Home	207	693,069
Total Personal	622	16,859,706
Total Exempt	3	5,307

TIF Increment Value

Net Assessed		16,854,399
Net Assessed Under Protest		

Public Service	Count	Value
Total PS Value	34	7,679,607
TIF Increment Value		
Net Assessed		7,679,607



District Totals	
Total Gross Value	63,869,814
Homestead Loss	1,312,206
Other Exemption Loss	1,093,983
TIF Increment Value	
Retained TIF Value	
Net Assessed Value	61,482,512
Net Assessed Under Protest	

* Public Service Protests Values are not included on this report.

Real	Count	Value
Agricultural	10	66,159
Commercial	0	0
Residential	2	12,032
Total Real Value	12	78,191
Homestead	1	1,000
Veteran	0	0
Other	0	0
Total Exempt	1	1,000

TIF Increment Value

Net Assessed 77,191

Net Assessed Under Protest

Senior Freeze	0	0
Capped Parcels	10	24,547

Personal	Count	Value
Agricultural	2	9,386
Commercial	2	1,037,540
Mobile Home	0	0
Total Personal	4	1,046,926
Total Exempt	0	0

TIF Increment Value

Net Assessed 1,046,926

Net Assessed Under Protest

Public Service	Count	Value
Total PS Value	1	100

TIF Increment Value

Net Assessed 100

District Totals

Total Gross Value	1,125,217
Homestead Loss	1,000
Other Exemption Loss	0

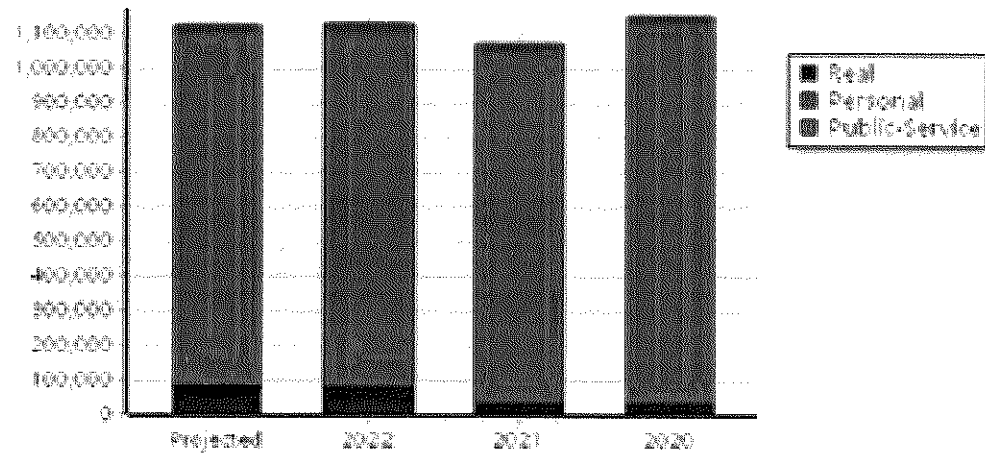

TIF Increment Value

Retained TIF Value

Net Assessed Value 1,124,217

Net Assessed Under Protest

* Public Service Protests Values are not included on this report.



Real	Count	Value
Agricultural	45	292,632
Commercial	1	27,354
Residential	63	161,979
Total Real Value	109	481,965

Homestead	11	11,000
Veteran	2	19,136
Other	0	0
Total Exempt	13	30,136

TIF Increment Value

Net Assessed 451,829

Net Assessed Under Protest

Senior Freeze	0	0
Capped Parcels	86	502,558

Personal	Count	Value
Agricultural	5	4,308
Commercial	8	551,023
Mobile Home	2	4,800
Total Personal	15	560,131

Total Exempt 0 0

TIF Increment Value

Net Assessed 560,131

Net Assessed Under Protest

Public Service	Count	Value
Total PS Value	11	1,356,312

TIF Increment Value

Net Assessed 1,356,312

District Totals

Total Gross Value	2,398,408
Homestead Loss	11,000
Other Exemption Loss	19,136

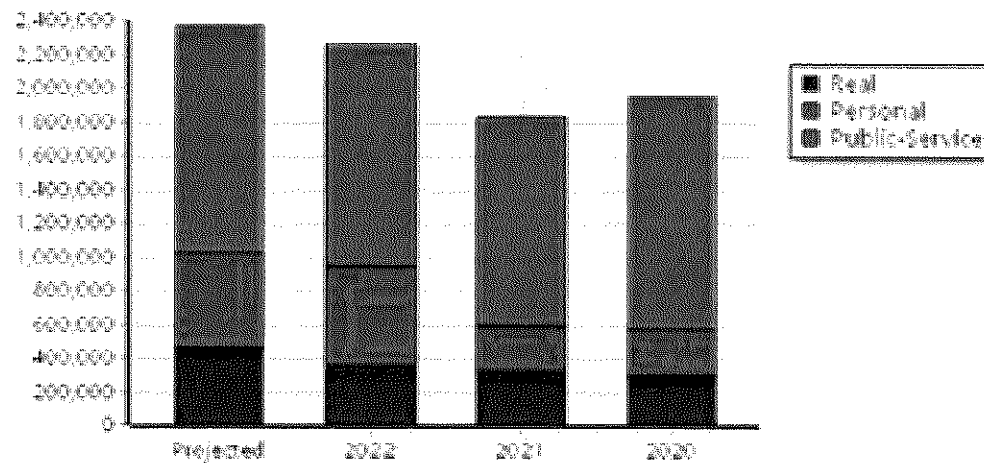
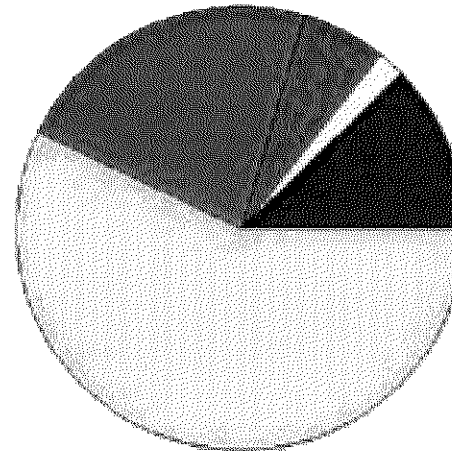
TIF Increment Value

Retained TIF Value

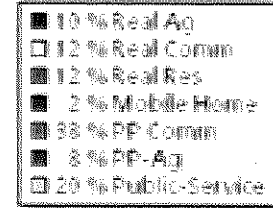
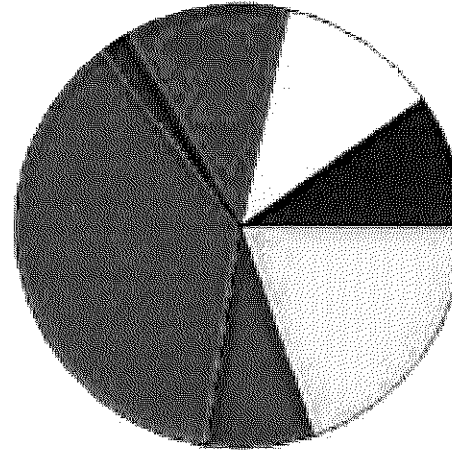
Net Assessed Value 2,368,272

Net Assessed Under Protest

* Public Service Protests Values are not included on this report.



Real	Count	Value
Agricultural	16	89,906
Commercial	13	111,342
Residential	37	112,548
Total Real Value	66	313,796
Homestead	11	12,000
Veteran	0	0
Other	0	0
Total Exempt	12	12,000



TIF Increment Value

Net Assessed 301,796

Net Assessed Under Protest

Senior Freeze	1	5,973
Capped Parcels	54	347,125

Personal	Count	Value
Agricultural	2	75,856
Commercial	11	361,170
Mobile Home	3	20,788
Total Personal	16	457,814
Total Exempt	0	0

TIF Increment Value

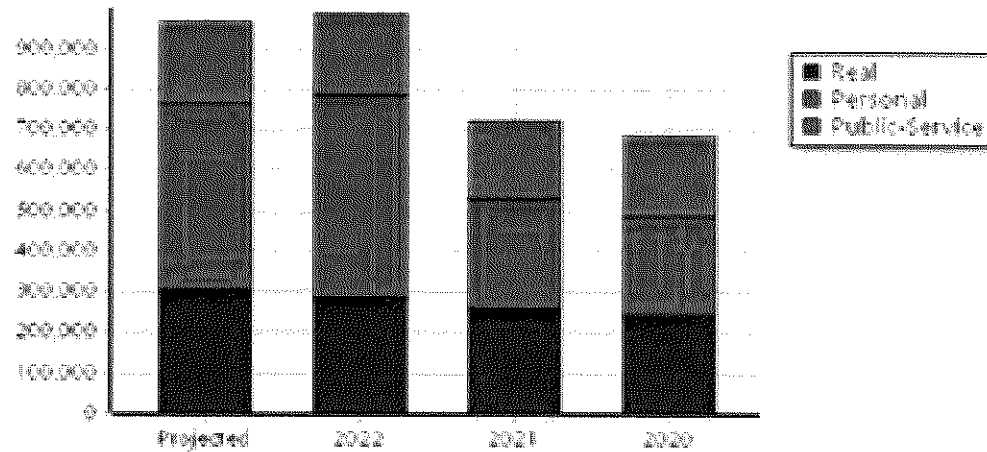
Net Assessed 457,814

Net Assessed Under Protest

Public Service	Count	Value
Total PS Value	6	203,999

TIF Increment Value

Net Assessed 203,999



District Totals

Total Gross Value	975,609
Homestead Loss	12,000
Other Exemption Loss	0
TIF Increment Value	
Retained TIF Value	
Net Assessed Value	963,609



Net Assessed Under Protest

* Public Service Protests Values are not included on this report.

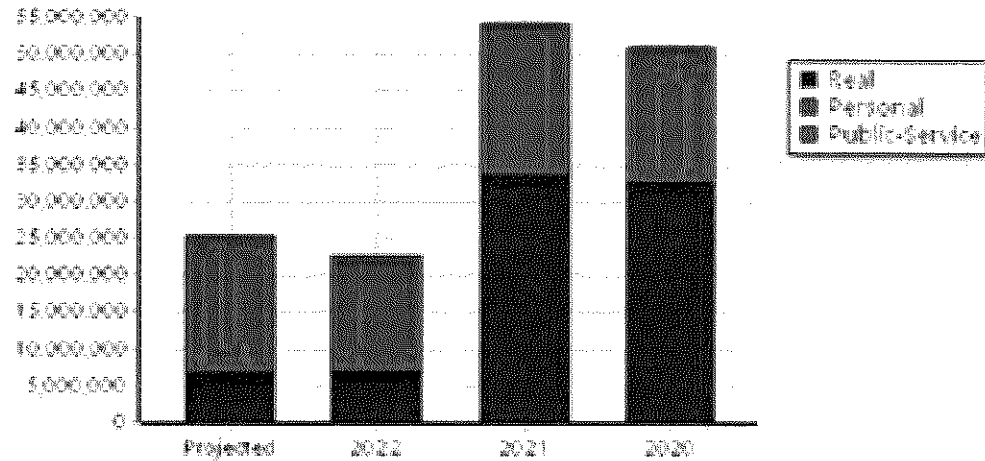
TIF1 ARDMORE AIRPARK TIF

District Type : TIF-District

Real	Count	Value
Agricultural	0	0
Commercial	6	6,478,897
Residential	0	0
Total Real Value	6	6,478,897
Homestead	0	0
Veteran	0	0
Other	0	0
Total Exempt	0	0
TIF Base/Retained Value		4,020,556
Net Assessed		2,458,341
Net Assessed Under Protest		
Senior Freeze	0	0
Capped Parcels	9	983,564



Personal	Count	Value
Agricultural	3	1,215,201
Commercial	25	30,167,940
Mobile Home	0	0
Total Personal	28	31,383,141
Total Exempt	3	12,651,364
TIF Base/Retained Value		2,308,965
Net Assessed		16,422,812
Net Assessed Under Protest		
Public Service	Count	Value
Total PS Value	0	0
TIF Base/Retained Value		0
Net Assessed		0



District Totals	
Total Gross Value	37,862,038
Homestead Loss	0
Other Exemption Loss	12,651,364
TIF Base Value	6,329,521
Base Retained Value	0
Net Assessed Value	18,881,153
Net Assessed Under Protest	

TIF Project Summary						
Code	Description	Expires	Base Value	Increment Value	Retained Inc	Total Value
3	21-AT	2030	6,329,521	18,881,153		25,210,674
Total TIF Valuation :			6,329,521	18,881,153	0	25,210,674

* Public Service Protests Values are not included on this report.

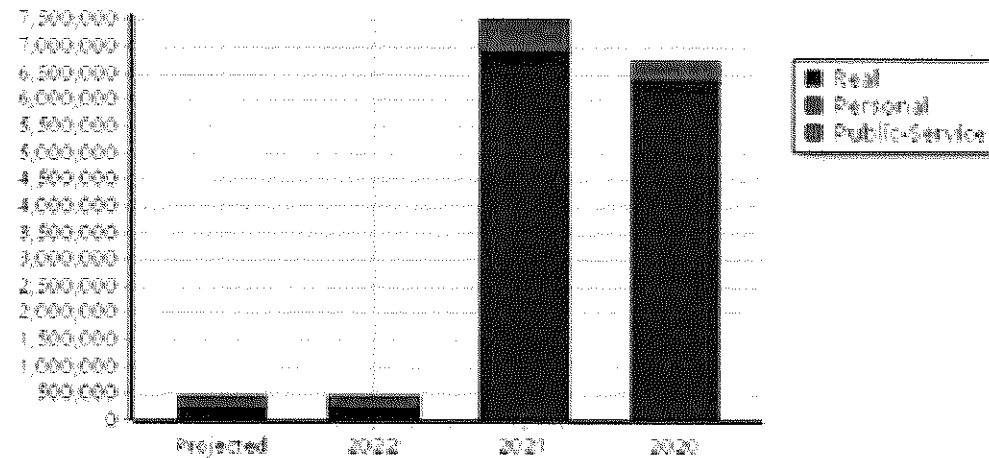

Real	Count	Value
Agricultural	0	0
Commercial	6	207,419
Residential	0	0
Total Real Value	6	207,419
Homestead	0	0
Veteran	0	0
Other	0	0
Total Exempt	0	0
TIF Base/Retained Value		0
Net Assessed		207,419
Net Assessed Under Protest		
Senior Freeze	0	0
Capped Parcels	5	1,028,746

Personal	Count	Value
Agricultural	2	6,637
Commercial	6	231,359
Mobile Home	0	0
Total Personal	8	237,996
Total Exempt	0	0
TIF Base/Retained Value		190,190
Net Assessed		47,806
Net Assessed Under Protest		

Public Service	Count	Value
Total PS Value	0	0
TIF Base/Retained Value		
Net Assessed		0

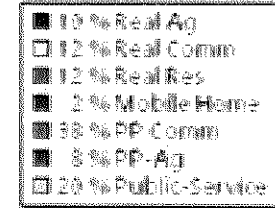
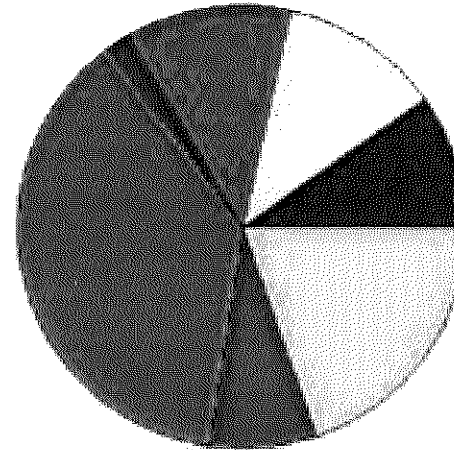
District Totals	
Total Gross Value	445,415
Homestead Loss	0
Other Exemption Loss	0
TIF Base Value	190,190
Base Retained Value	
Net Assessed Value	255,225
Net Assessed Under Protest	

* Public Service Protests Values are not included on this report.



TIF Project Summary						
Code	Description	Expires	Base Value	Increment Value	Retained Inc	Total Value
6	21-ATA	2030	190,190	255,225		445,415
Total TIF Valuation :			190,190	255,225	0	445,415

Real	Count	Value
Agricultural	16	89,906
Commercial	13	111,342
Residential	37	112,548
Total Real Value	66	313,796
Homestead	11	12,000
Veteran	0	0
Other	0	0
Total Exempt	12	12,000



TIF Increment Value

Net Assessed 301,796

Net Assessed Under Protest

Senior Freeze	1	5,973
Capped Parcels	54	347,125

Personal	Count	Value
Agricultural	2	75,856
Commercial	11	361,170
Mobile Home	3	20,788
Total Personal	16	457,814
Total Exempt	0	0

TIF Increment Value

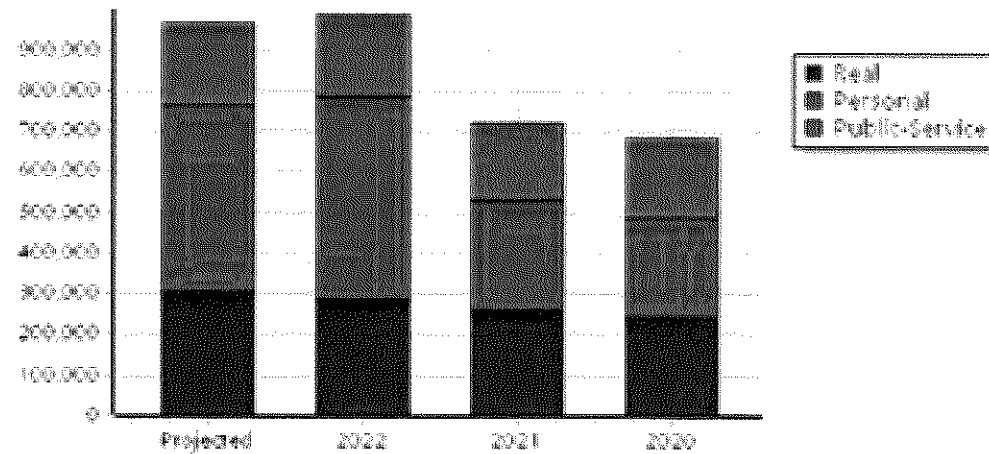
Net Assessed 457,814

Net Assessed Under Protest

Public Service	Count	Value
Total PS Value	6	203,999

TIF Increment Value

Net Assessed 203,999



District Totals

Total Gross Value 975,609

Homestead Loss 12,000

Other Exemption Loss 0

TIF Increment Value

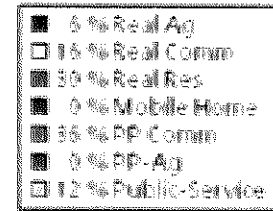
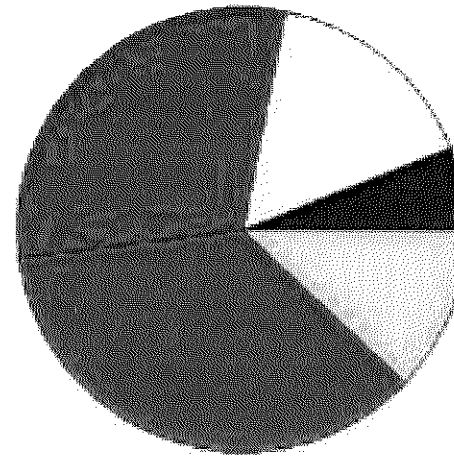
Retained TIF Value

Net Assessed Value 963,609

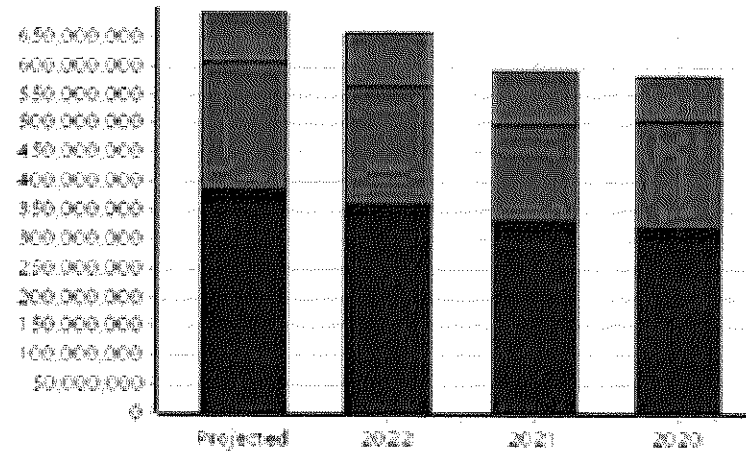
Net Assessed Under Protest

* Public Service Protests Values are not included on this report.

Real	Count	Value
Agricultural	6,720	43,200,927
Commercial	2,793	115,288,355
Residential	22,776	237,186,736
Total Real Value	32,289	395,840,421
Homestead	8,792	9,285,183
Veteran	323	5,521,734
Other	17	12,437
Total Exempt	9,656	14,819,354
TIF Increment Value		2,665,760
Net Assessed		378,355,307
Net Assessed Under Protest		
Senior Freeze	1,357	9,746,436
Capped Parcels	22,054	195,128,260



Personal	Count	Value
Agricultural	1,102	3,491,816
Commercial	2,392	274,367,156
Mobile Home	1,170	3,547,210
Total Personal	4,664	281,406,182
Total Exempt	51	60,737,075
TIF Increment Value		16,470,618
Net Assessed		204,198,489
Net Assessed Under Protest		



Public Service	Count	Value
Total PS Value	326	88,745,718
TIF Increment Value		0
Net Assessed		88,745,718

District Totals	
Total Gross Value	765,827,918
Homestead Loss	9,285,183
Other Exemption Loss	66,271,246
TIF Increment Value	19,136,378
Retained TIF Value	
Net Assessed Value	671,299,514
Net Assessed Under Protest	

TIF Project Summary						
Code	Description	Expires	Base Value	Increment Value	Retained Inc	Total Value
3	21-AT	2030	6,329,521	18,881,153		25,210,674
6	21-ATA	2030	190,190	255,225		445,415
Total TIF Valuation :			6,519,711	19,136,378	0	25,656,089

* Public Service Protests Values are not included on this report.